

# Mosman Park Primary School



Artwork thanks to Lucinda Crimson – Artist in Residence 2014

## ANNUAL REPORT 2014



## ANNUAL REPORT 2014 - Mosman Park Primary

We are delighted to present the 2014 Annual Report for Mosman Park Primary School and Mosman Park School for Deaf Children. The two schools are co-located and work closely together to provide an enriched learning environment for all students. This Annual Report outlines our directions for the future and provides parents with specific information on the performance of each school across a comprehensive range of areas. The first section relates specifically to Mosman Park Primary School while the second part provides information relevant to Mosman Park School for Deaf Children.

This year has been an exciting and busy year for the students, staff and families at Mosman Park Primary School. Our enrolment numbers have continued to grow with a final enrolment of 350. This included 185 boys and 165 girls with 40 Kindergarten enrolments. The number of classes was maintained at 14 with the double streaming increasing for the first time up to Year 4.

Mosman Park Primary School was awarded the Syd Donovan Memorial Prize for Outstanding Primary School in the state-wide WA Young Writers Awards. This recognition was all the more exciting as the Awards attracted nominations from many of the private and government schools across the metropolitan and regional areas. Individually our students achieved great success across a range of literary events; these included WA Young Writers, Tim Winton Awards and the Now and Then Creative Writing Awards. Our students also featured prominently in the Town Of Mosman Park Art Awards. Our NAPLAN performance continued to show improvement with all tested year levels achieving close to or above the average in Reading, Writing, Spelling, Punctuation & Grammar and Numeracy when compared against All Australian Schools as well as our Similar Schools (designated as having a similar socio economic background).  
[www.MySchool.edu.au](http://www.MySchool.edu.au)

During Semester 2 students from Kindy through to Year 7 participated in a whole-school Artist in Residence Program. Talented artist Lucinda Crimson captured the imagination and creative talents of the students as she led them through a range of artistic mediums and experiences. The amazing results were on display for all to enjoy at the end of year Open Evening.

This year also saw the Mosman Park Schools implement a formalised Auslan as a LOTE program. The program was run in partnership with Shenton College, Shenton Deaf Centre and Belmont City College. Students in Years 5 – 7 participated in weekly lessons with highly skilled teaching by Patty Levitzke-Grey and Dr Karen Bontempo. The program supports our students in their ability to communicate with their Deaf and Hard of Hearing peers as well as providing a defined LOTE pathway for graduates to Shenton College.

Finally we would like to recognise the contribution of the stakeholders and members of our school community. It is only through these genuine and supportive partnerships that the student successes and whole school improvement that we have experienced can be achieved.

### Leadership 2014

Alison Robb (Principal MPPS)  
Ian Bersan (Deputy MPPS)  
Sue Northey (Business Manager)

### Student Leadership 2014

Roxie Southby Osborne (Head Girl)  
Robert Gillespie (Head Boy)  
Zoe Mitchell Bathgate (Sport Captain)  
Declan Barrett (Sport Captain)

### P & C Office Bearers 2014

President: Bridie Pestell  
Secretary: Al Davis  
Vice President: Emma Bray  
Treasurer: Anne Fairbanks  
Fundraising: Dhana Richardson  
Uniform Shop: Lisa Newlands  
Canteen: Jacqui Wood  
Canteen Roster: Miranda Selman  
Art Project: Al Davis, Josie Wilson

### School Board 2014

Tim Fairbanks (Chair)  
Natasha Williams (Deputy Chair)  
Dan Rohr (Parent)  
Jessie Lamond (Parent)  
Kourosh Roohi (Parent)  
Natalie Faulkner – (Parent)  
Alison Robb (Principal)  
Ian Bersan (Deputy Principal)  
Helen Davis (Teacher)  
Annabella McKern (Community Member)  
George Williams (Community Member)  
Sue Northey (Business Manager)

# SCHOOL PROFILE – Mosman Park Primary

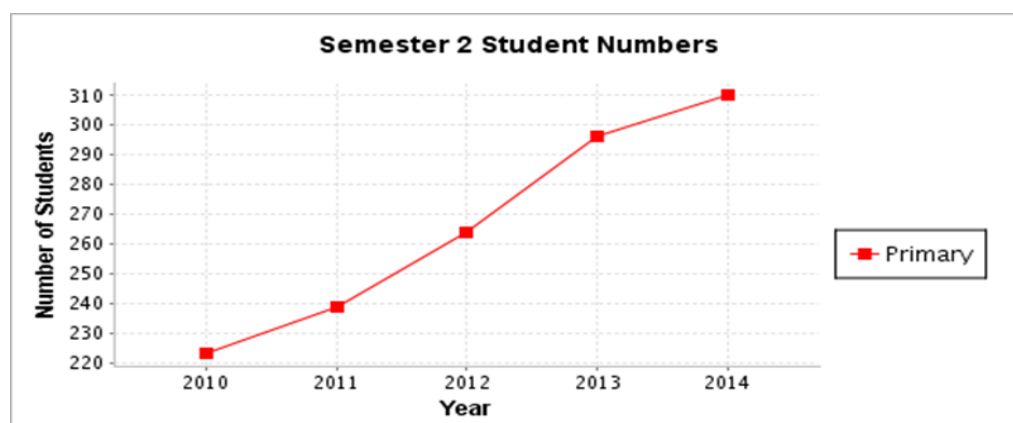


Mosman Park Primary School is in the heart of Mosman Park and enjoys strong links with the local community and parent group. The Primary School has been part of the local community since 1906 with Mosman Park School for Deaf Children relocating to the school site in 2002. The school reflects the multicultural mix of the suburb, with some students being the children and grandchildren of former pupils and others who are new to WA or Australia.

## Student Profile

The Mosman Park Primary School student enrolment numbers have continued to grow with significant increases in our Junior years. This has meant the Primary School has been able to run a double stream across Kindy, Pre-Primary, Year 1, Year 2, Year 3 and Year 4.

Semester 2	2010	2011	2012	2013	2014
Primary (Excluding Kin)	223	239	264	296	310
Total	223	239	264	296	310



Figures above do not include Kindy enrolments (40 students)

## Student (as at 2014 Semester 2)

Primary	Kin	PPR	Y01	Y02	Y03	Y04	Y05	Y06	Y07	Total
Full Time	(21)	50	36	43	48	50	38	33	12	331
Part Time	40									

Note: The Kin Full Time student figure represents the Full Time Equivalent of the Part Time students

	Kin	PPR	Pri	Sec	Total
Male	21	22	142		185
Female	19	28	118		165
Total	40	50	260		350

	Kin	PPR	Pri	Sec	Total
Aboriginal	2	2	9		13
Non-Aboriginal	38	48	251		337
Total	40	50	260		350



## Destination Schools

2014 school destinations of the 2013 student cohort

Year Level :  Male: 16 Female: 8 Total: 24

Destination Schools	Male	Female	Total
4168 Shenton College	9	7	16
1432 Emmanuel Catholic College	1		1
4025 John Curtin College Of The Arts	1		1
1147 Presbyterian Ladies College		1	1
1171 Scotch College	1		1
1154 Wesley College	1		1

## Student Leadership Team 2014



Head Boy	Robert Gillespie
Head Girl	Roxie Southby Osborne
Sports Captains	Zoe Mitchell Bathgate Declan Barrett



## Graduating Year 6 and 7 Students – Mosman Park Schools 2014



## Staff Profile


Mosman Park Primary School has a dedicated and professional staff. All teaching staff meet the professional requirements to teach in Western Australian public schools and can be found on the public register of teachers of the Western Australian College of Teaching. They are active contributors to the overall direction of the school and engage in regular professional development and curriculum initiatives. As the student population has steadily increased we have continued to welcome new teaching staff to our school. This has served to broaden the capacity of the school to provide innovative programs and introduce new initiatives. We have continued to enjoy the flexibilities that Independent Public School status has afforded and through our school-based merit selection processes successfully appointed a number of new staff members to replace those who have taken leave. These included Svetlana Stefanovic (Year 2), Sam Burton (Pre Primary), Fiona Irvine (Phys Ed) and Jane Turley (Support).

### Staff

	No	FTE	AB'L
<b>Administration Staff</b>			
Principals	1	1.0	0
Deputy Principals	1	1.0	0
Total Administration Staff	2	2.0	0
<b>Teaching Staff</b>			
Other Teaching Staff	21	17.0	0
Total Teaching Staff	21	17.0	0
<b>School Support Staff</b>			
Clerical / Administrative	5	1.9	0
Gardening / Maintenance	2	0.8	0
Other Non-Teaching Staff	15	8.5	0
Total School Support Staff	22	11.2	0
<b>Total</b>	<b>45</b>	<b>30.3</b>	<b>0</b>



Svetlana Stefanovic Year 2



Sam Burton Pre Primary

### Another Hard Day at Work!!



Staff 2014 – Mosman Park Primary School and Mosman Park School for Deaf Children





# HIGHLIGHTS OF THE YEAR

## OUTSTANDING ACHIEVEMENTS

Mosman Park Primary School – winner of the Syd Donovan Memorial Prize for **Outstanding School** (Young Writer's Contest)

Young Writer's Contest individual prize winners:

- Nina Fletcher-Harrison (1<sup>st</sup> – Poetry)
- Meg Lamond (1<sup>st</sup> – Poetry)
- Finalists – Luke Horne, Hugo Silbert, Ben McAlwey, Max Hansen-Knarhoi, Jorja Hooper, Lachie Cullity

Tim Winton Writing Awards

- Minami Brown (Highly Commended)
- Isabel Newlands (Highly Commended)

Now and Then Creative Writing Awards

- Lachie Cullity, Tilly Davis Rohr, Minami Brown (Poetry Award Winners)
- Tate Fairbanks, Nina Fletcher Harrison (Prose Award Winners)

Congratulations to Dhana Richardson (mum of Matthew) – awarded Town of Mosman Park's Citizen of the Year

Town of Mosman Park Junior Art Competition

- 4 Years and Under: Rafferty Scott (1<sup>st</sup>), Elizabeth Williams (2<sup>nd</sup>), Charlie Williams and Grace Montgomerie (Highly Commended)
- 7 Years and Under: Toby Albrecht (2<sup>nd</sup>), Kiran Duong (Highly Commended)
- 10 Years and Under: Emma Lamond (Highly Commended)
- 13 Years and Under: Anthony Wilkinson (1<sup>st</sup>)



## SCHOOL REJUVENATION AND PARTNERSHIPS

Breakfast Club – with support from Food bank, Baker's Delight and Aussie Farmers

Two new Parent Board positions filled

School Banking commences – Commonwealth Bank

Mosman Park Primary – Early Years Program

Highly successful Library Busy Bee – thanks to our P&C

YMCA Before and After School Care commences at MPPS

Rope Walk project – in collaboration with the Town of Mosman Park

Bat Box Project – Town of Mosman Park

Partnerships with PLC and Iona College

Secondary School Work Experience placements – partnerships with local Secondary Schools and Colleges



## NEW INITIATIVES

Introduction of Auslan as a LOTE at Mosman Park Schools. An exciting joint venture with Shenton College and Belmont City College

Families participated in the very first Dads and Kids Camping Night – 2<sup>nd</sup> May

On-line ordering MPPS Canteen

Climbing Web installed with thanks to the P&C

Year 3 and 4 students participated in the Annual Primary School Interschool Chess Tournament



## SPECIAL DAYS AND CELEBRATIONS

Welcome Picnic, Harmony Day

Mosman Park Community Fair

ANZAC Commemorative Service at MPPS

National Simultaneous Story time

Purple Pinky Day – in collaboration with the local Rotary Club

Book Week, Science Week, NAIDOC Day and Auslan Day

**Excursions** to Sculptures by the Sea, Eagles visit at Patersons Stadium, Caversham Wildlife Park, Cohuna Wildlife Park, Perth Zoo, Herdsman Lake, AQWA, WA Museum, Revolution Sports, Francis Burt Law Museum, Piney Lakes Wildlife Centre, Kings Park

**Incursions:** 'Beat the Bully', AWCH Pre Primary, West Coast Eagles

Master Chef Competition

Year 1 Fathers' Day Breakfast

Grandparents' Day in the Kindy

Year 2 and 5 - Awesome Arts Festival

Open Evening – Art Exhibition and Community Picnic



## MUSIC AND THE ARTS

Semester 2 – Artist in Residence Program with Lucinda Crimson

Excursion and student workshop at the WA Art Gallery

Music Rocks Australia Performance Program – students perform live at the Capitol Hotel

Performing Arts Group participate in the West Australian Government Schools Music Society performance at the Burswood Theatre

After school guitar lessons with MP Guitar School



## SPORT

House Swimming Carnival – winner BUCKLAND

Interschool Swimming Carnival – 3<sup>rd</sup> place

Cross Country Interschool - 3<sup>rd</sup> place

House Athletics Carnival – winner BUCKLAND

Interschool Athletics Carnival – 2<sup>nd</sup> place overall

Lightning Carnival – Netball A Championship Winners

Metro Basketball Tournament participation

Westside Wolves Minkey Teams @ College Park

Lunch time sporting activities and competitions

Before school Tennis Coaching

Dance Whole School Program



## THE LEARNING ENVIRONMENT

Mosman Park Primary School provides a wide range of teaching and learning programs for students from Kindergarten to Year 7.

Specialist support teachers provide programs in the areas of:

- Music – including an extension program for selected Year 6/7 students (Classical Guitar), Signing Choir for both Junior and Senior students, Performing Arts Group
- Science
- Physical Education
- Languages – Students from Year 3 – 7 (Japanese), students from Kindy to Yr. 4 (Auslan – Australian Sign Language), formal Auslan as a LOTE for students Yr. 5 – 7.

Further extension opportunities are provided through PEAC (Primary Extension and Challenge) for select Yr. 1, 2, 3 and Yr. 5-7 students,

## OUR KEY OBJECTIVES FOR 2014

The Mosman Park PS Business Plan (2013 – 2016) outlines the Key Objectives which serve to guide our school operations. On a regular basis both the school staff and School Board review the progress which has been made toward meeting the Key Objectives. A formalised and comprehensive review of operations will be conducted by the Department of Educational Services (DES) in August 2015.

### 1. Successful Students

*At Mosman Park Primary School we foster a learning environment which supports our students to achieve their full potential, to be happy and secure in themselves and to leave our school well prepared for the future.*

- Development of whole-school Literacy and Numeracy Plans
- Introduction of iPad Program to support student learning, utilisation of Smartboard, computers.
- Classroom support timetabled and prioritised
- Additional support programs (Multilit, Minilit, Volunteer literacy) provided for students requiring additional opportunity to meet expected targets
- "Making Thinking Visible" implemented and supported across all year levels. Staff provided with professional learning and opportunities to share experiences.
- Teachers continue to focus on the establishment of classroom environments which have high expectations of student performance and which are supportive of the development of positive attitudes toward learning and behaviour.

### 2. Excellence in Teaching and Learning

*Teaching and Learning at Mosman Park Primary School is supported by quality educational leadership and the provision of an environment which encourages, supports and builds staff capacity for teaching excellence.*

- A new Leadership Structure introduced with designated Learning Team Leaders, Curriculum Area Leaders and Executive Team members. All teachers were involved and have enthusiastically embraced the leadership opportunities that have been offered.
- Curriculum Area Leaders worked collaboratively with team members to develop and support the implementation of revised Operational Plans across all learning areas including
  - English
  - Mathematics
  - Science
  - History
  - Geography
  - Digital Technologies
  - Music
  - Health and PE
  - LOTE



- All teachers have implemented and reported upon the Phase 1 Australian Curriculum areas (English, Mathematics, Science and History) and have commenced planning and implementing across other areas – Geography, ICT, The Arts, Health & PE.
- Teachers effectively communicate student progress and achievement through agreed protocols and practices.
- Workforce Development planning has been implemented and staff selection actioned according to identified need.
- All teachers have embraced the use of the AITSL Professional Standards as a basis for performance management.

### **3. A Safe, Supportive and Sustainable Environment**

*Mosman Park Primary School provides a safe and caring learning environment for students and staff, underpinned by a values rich learning culture that supports quality learning and positive behaviour. We strive to develop in students a commitment to care for and nurture a sustainable physical and natural environment.*

- A comprehensive student, staff and community survey was conducted which included the national parent and student opinion items as well as survey items determined by the school community.
- Our school has developed an encompassing program of sustainability and encourages all classes to be active participants. Initiatives include the WasteWise and WaterWise programs, recycling, vegetable garden and frog bog pond.
- The school administration has fully engaged with the requirements of the new student-centred funding model and has ensured readiness for implementation in 2015.

### **4. Strong Community Partnerships**

*At Mosman Park Primary School we focus on developing strong and sustainable community partnerships which support the school in its endeavour to become a distinctive school with an excellent reputation in the local community.*

- The School Board has continued to provide support and feedback to inform current operations and future direction setting of the school. Community awareness is being raised through regular attendance and reporting at the school's P&C as well as through newsletter articles.
- The Board has identified focus areas and formed working parties to support the focus of the School's Business Plan. This includes – Communication, Community Partnerships, Volunteer Program, Grants, Promotions, Alumni, Tax Deductible Funds.
- The formal implementation of an Australian Curriculum approved Auslan (LOTE) program has commenced in partnership with Shenton College. Students from Year 5 – 7 have participated in the program throughout 2014.



# STUDENT PERFORMANCE

Student performance is collected and analysed in an ongoing cycle throughout the school year. Parents receive formal reports at the end of each semester as well as detailed NAPLAN feedback for students in Year 3, 5 and 7.

This NAPLAN (National Assessment in Literacy and Numeracy) data provides a key component of the school's data analysis. Student performance in 2014 continued to indicate strong overall progress. The Year 3, 5 and 7 cohorts all performed above or substantially above the average of All Australian Schools across all test areas (apart from Year 3 Spelling). The Year 5 cohort performed particularly well when compared to the Year 5 results from the previous year, while our Year 7's continued to perform strongly across all test areas. Analysis of NAPLAN data over the past five years (MySchool) indicates that the school based programs and priorities that have been implemented are proving to be very successful in developing strong student performance. This is particularly noteworthy over the past two years as the whole school planning initiatives for our Literacy and Numeracy programs come to fruition.

2008	2009	2010	2011	2012	2013	2014				
Colour Scheme <span>Red &amp; Green</span> <span>Submit</span>							Alternate view: <a href="#">Results in graphs</a>			
	Reading		Persuasive Writing		Spelling		Grammar and Punctuation		Numeracy	
Year 3	449 430 - 468		425 409 - 441		427 410 - 445		466 446 - 486		438 421 - 454	
	SIM 464 455 - 473	ALL 418	SIM 431 423 - 439	ALL 402	SIM 444 436 - 453	ALL 412	SIM 473 463 - 482	ALL 426	SIM 439 431 - 448	ALL 402
Year 5	537 517 - 557		494 475 - 513		548 530 - 567		529 507 - 551		533 516 - 550	
	SIM 542 534 - 551	ALL 501	SIM 497 489 - 505	ALL 468	SIM 524 516 - 532	ALL 498	SIM 544 534 - 553	ALL 504	SIM 522 514 - 530	ALL 488
Year 7	586 554 - 618		548 512 - 584		589 556 - 623		574 538 - 610		590 561 - 620	
	SIM 585 577 - 592	ALL 546	SIM 547 539 - 556	ALL 512	SIM 574 567 - 582	ALL 545	SIM 586 577 - 595	ALL 543	SIM 589 581 - 596	ALL 546

## How to interpret this chart

**SIM** schools serving students from statistically similar backgrounds

**ALL** Australian schools' average

☐ Student population below reporting threshold

☐ Year level not tested

Selected school's average is

■ substantially above

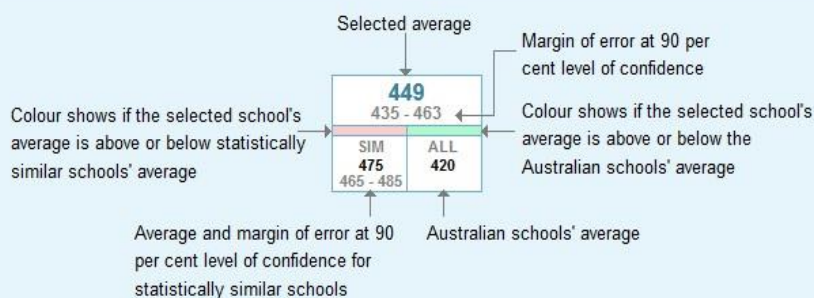
■ above

■ close to

■ below

■ substantially below

- average of schools serving students from statistically similar socio-educational backgrounds (SIM box)
- average of all Australian schools (ALL box)



[Tell me more](#)



The following graphs compare the performance of students from Mosman Park Primary School with results obtained from Western Australian and Australian schools in 2013.

We also have a significant number of students achieving results in the top 20% of all students as evidenced by the table below.

	Reading			Writing			Spelling			Grammar & Punctuation			Numeracy		
State	2012	2013	2014	2012	2013	2014	2012	2013	2014	2012	2013	2014	2012	2013	2014
Top 20%	YEAR 3														
	44%	48%	43%	27%	50%	33%	43%	35%	27%	44%	50%	33%	43%	60%	43%
	YEAR 5														
	41%	30%	44%	45%	47%	42%	32%	37%	50%	68%	40%	42%	50%	23%	50%
	YEAR 7														
	36%	50%	55%	29%	44%	36%	43%	56%	45%	43%	50%	64%	29%	59%	55%

## RECOMMENDATIONS FOR FUTURE DEVELOPMENT



The Mosman Park Primary School Business Plan (2013 – 2016) provides a comprehensive overview of our Vision, Values, Key Objectives, Self-Assessment procedures and Student Achievement Targets.

The full document is available at the following site

[www.mosmanparkps.wa.edu.au/view/publications](http://www.mosmanparkps.wa.edu.au/view/publications)

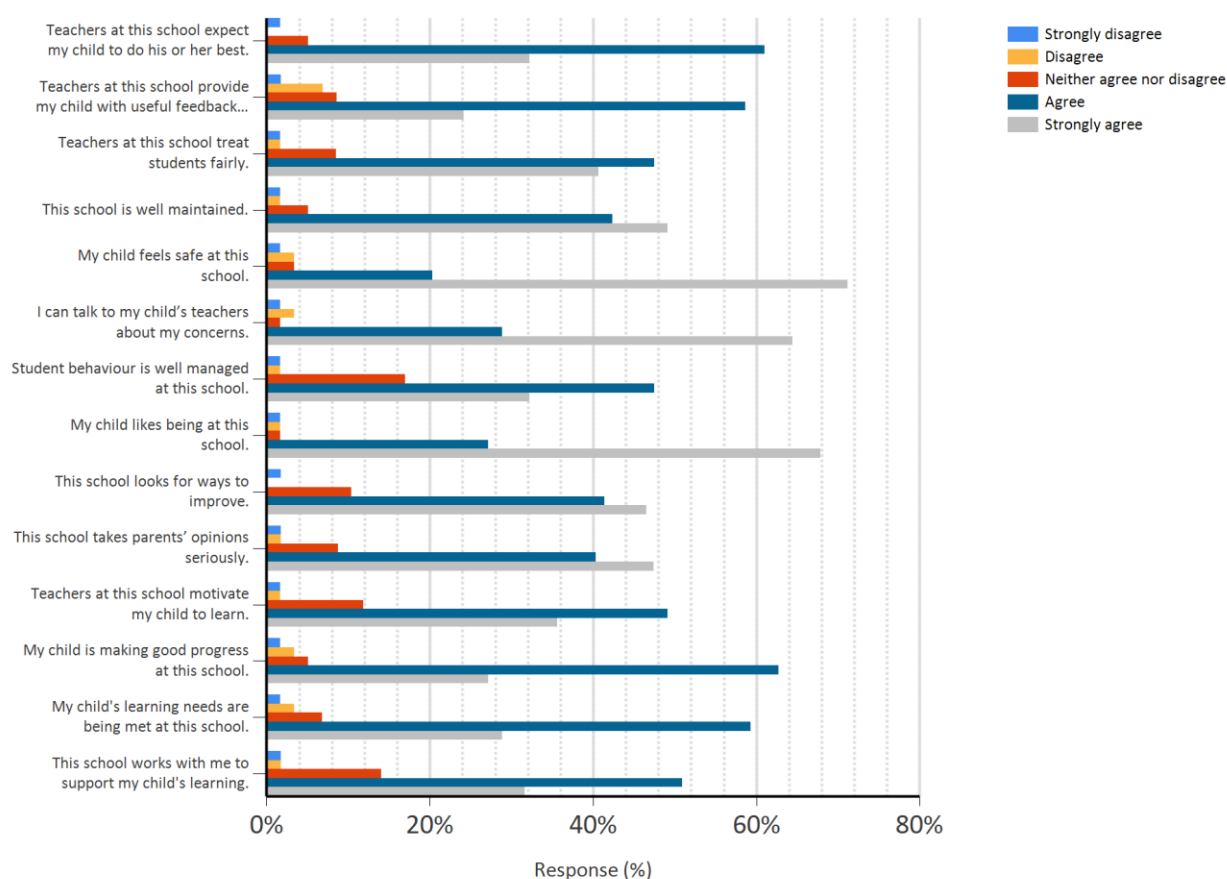
## SCHOOL SURVEY 2014 – PARENTS, STAFF AND STUDENTS

A comprehensive school survey was conducted during Semester 1, 2014. The survey sought feedback from parents, students and staff around a range of key areas. These included the ministerially-agreed national parent and student opinion items as well as school identified priority items around the areas of Leadership & Management, Community Involvement, Curriculum and School Environment.

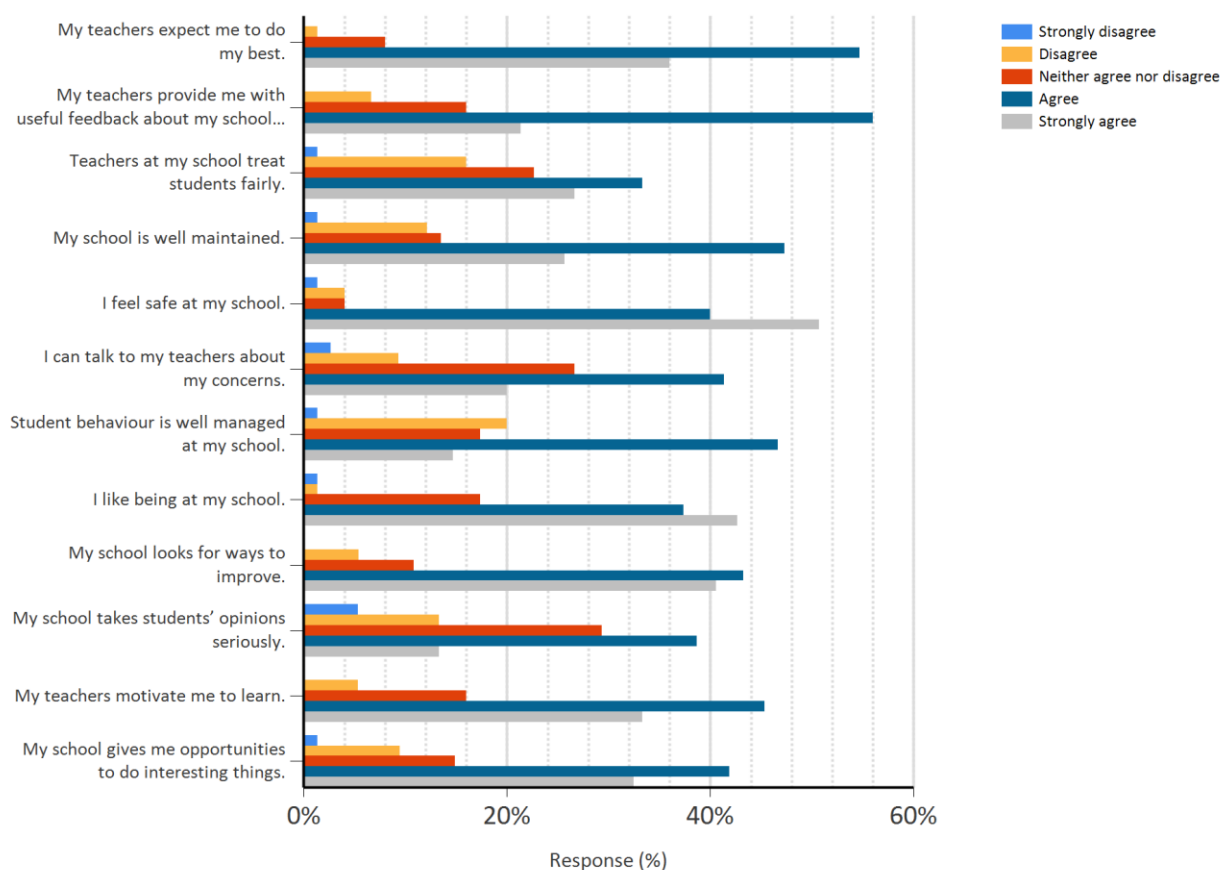
All parents were provided with information about the survey and a link to access the questions. The survey was completed by 59 parents (24% return rate). All students in Years 5 – 7 were provided with an opportunity to participate and 75 students completed the survey. The survey details were also provided to all staff members with 13 completing the feedback (62% Teaching and 38% non-Teaching).

As you will see below the feedback overall was very positive and supportive of the school and its operations. We were pleased that many of the respondents included additional information and comments and these, along with the graphed data below have been closely reviewed by staff and the School Board. The feedback, particularly around the area of Curriculum has been instrumental in guiding our school planning processes. Survey areas that were identified as being of concern have been discussed and improvement targets addressed through the school's current operational and strategic planning processes.

## Parent Feedback to Mandatory National Parent Questions Part A

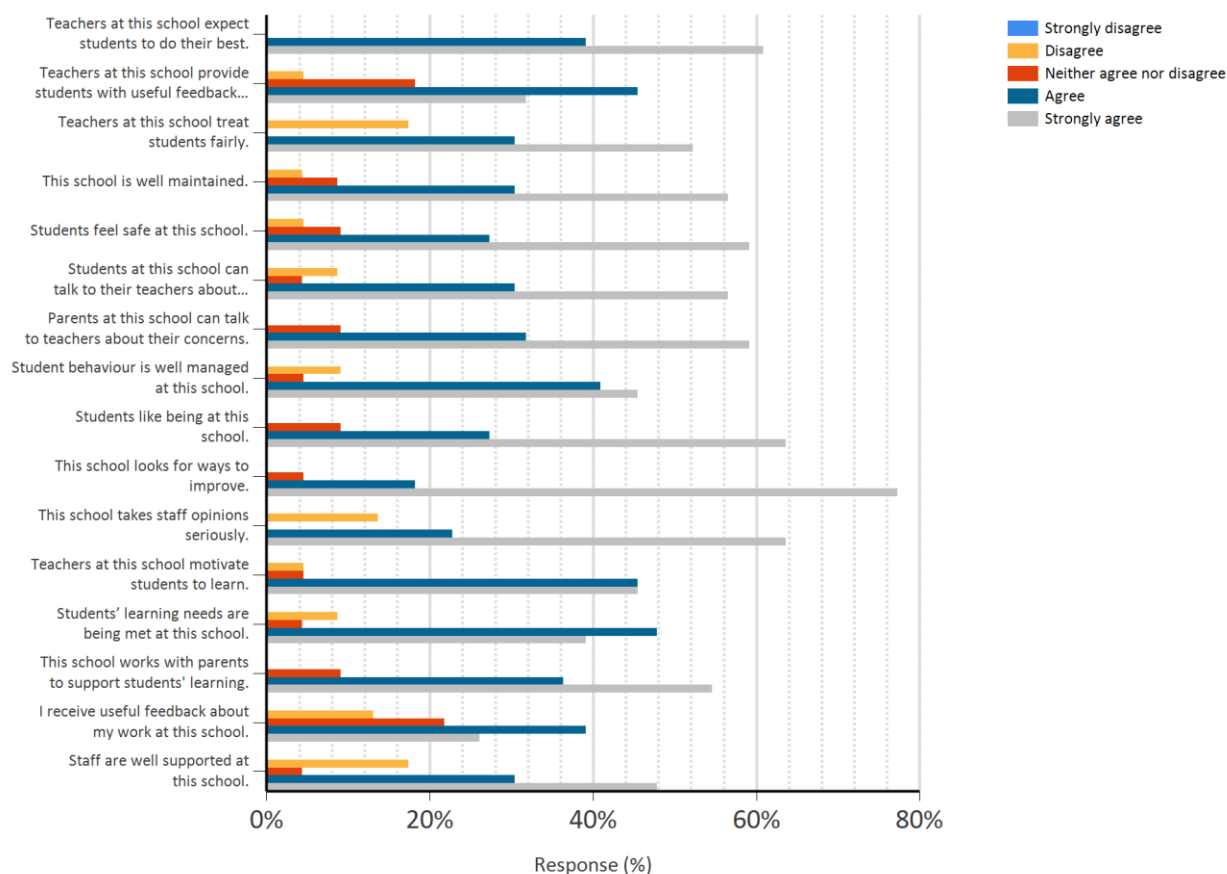


## Student Feedback to Mandatory National Parent Questions Part A

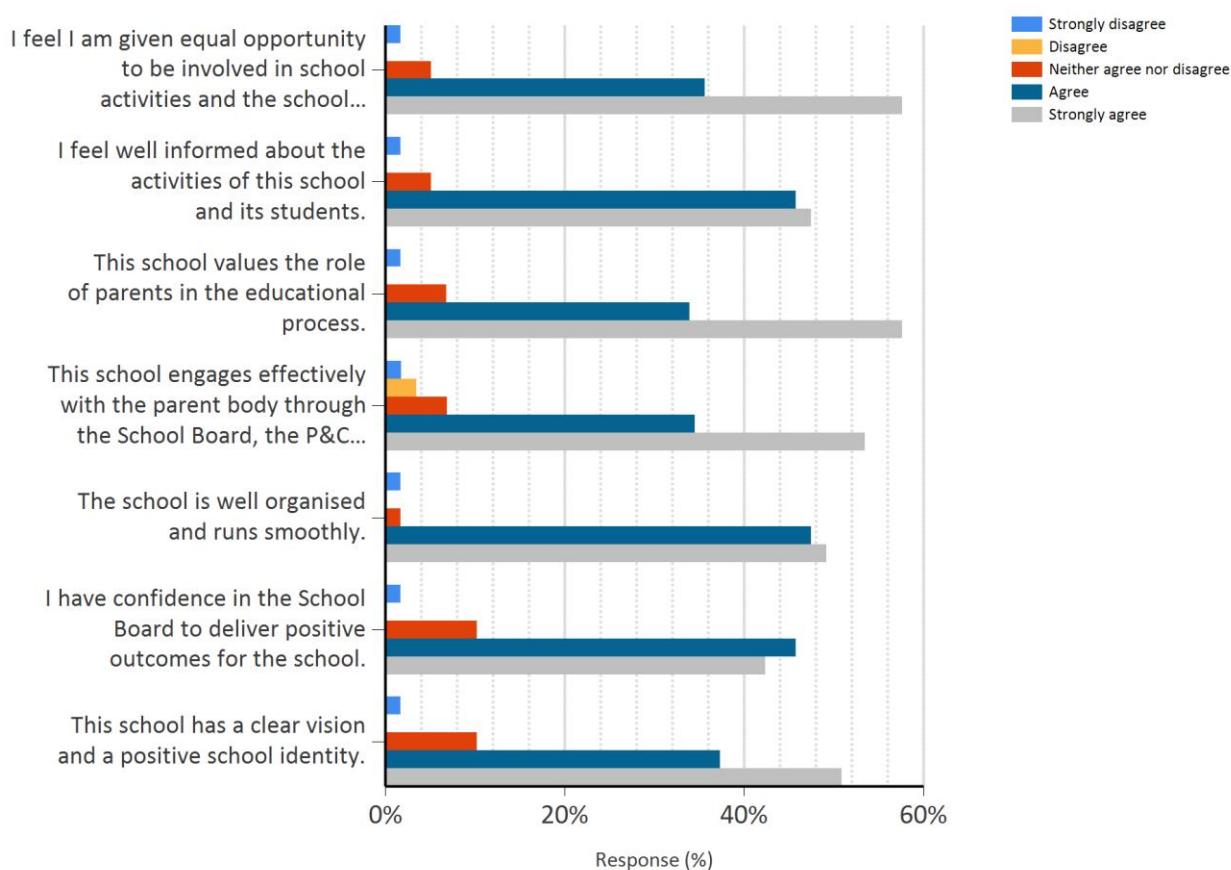




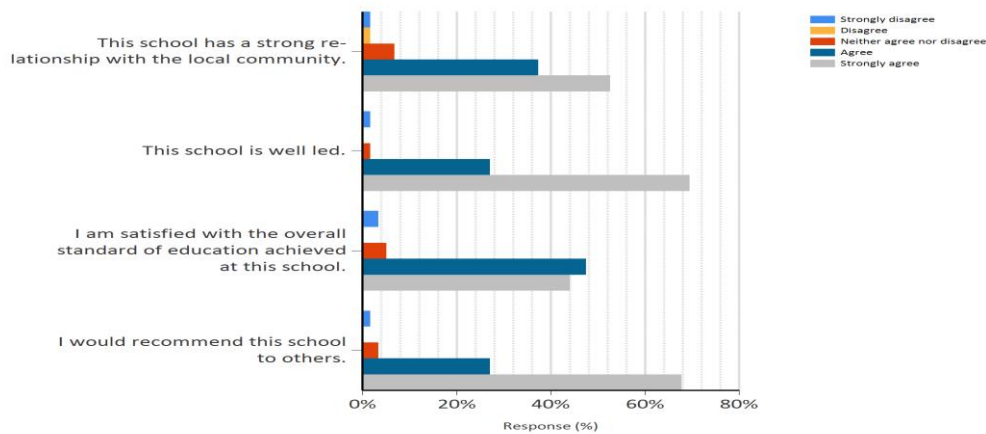
## Staff Feedback to Mandatory National Parent Questions Part A



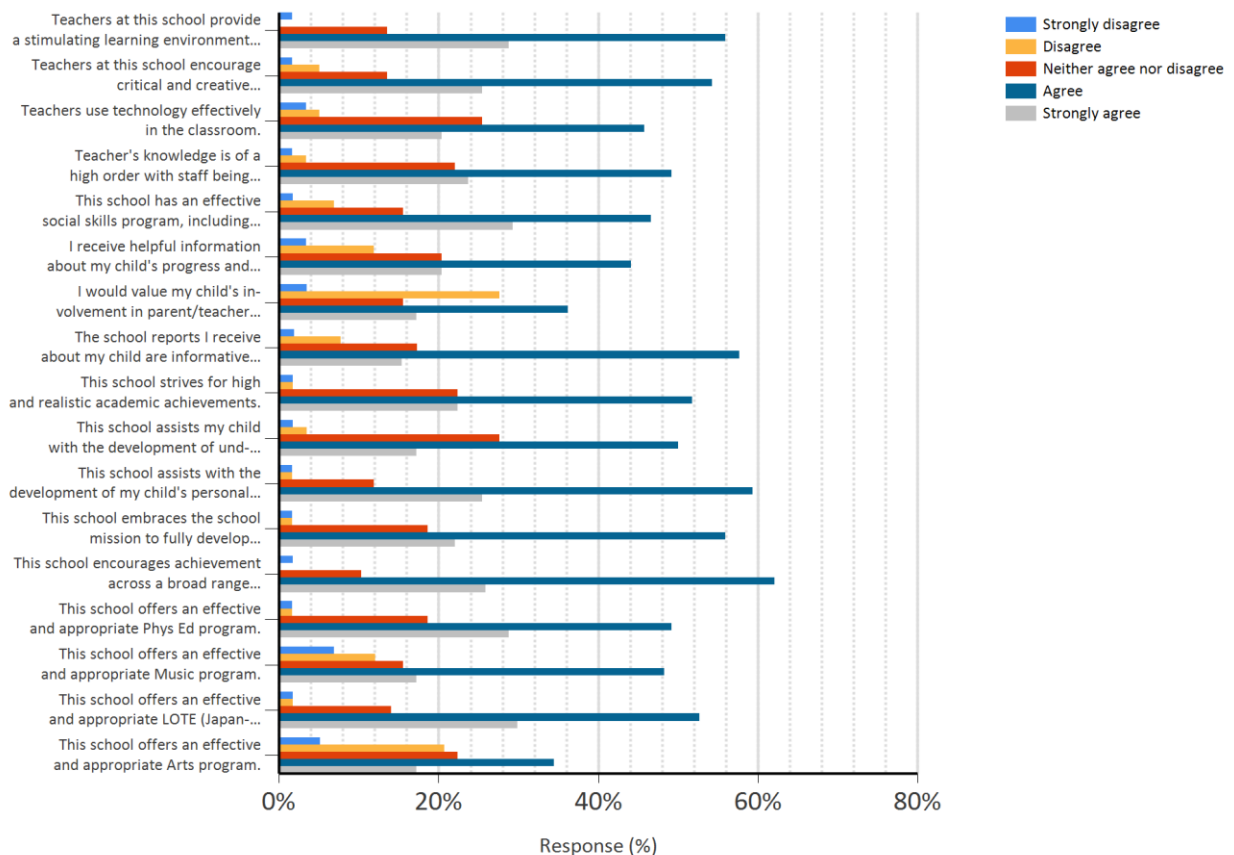
## Parent Feedback to School Identified Priority Areas – COMMUNITY INVOLVEMENT



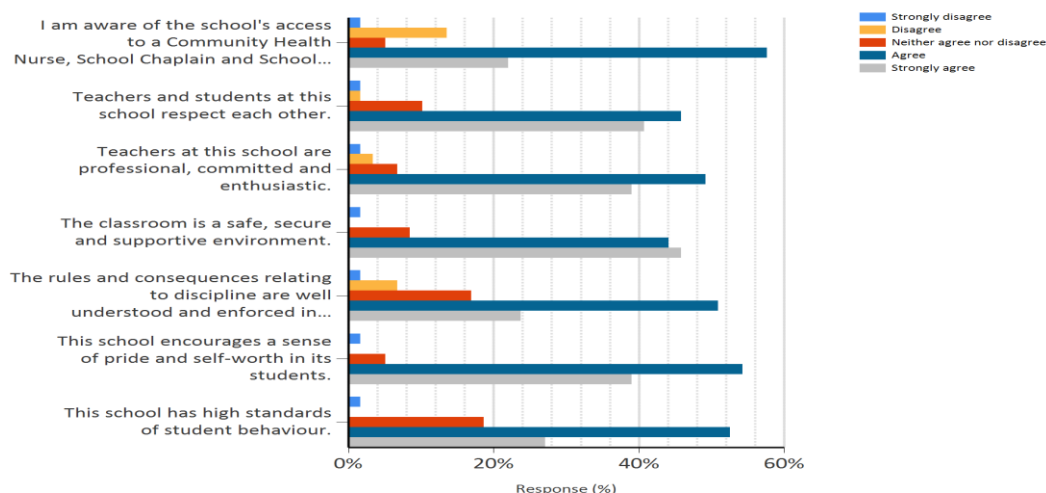
## Parent Feedback to School Identified Priority Areas – LEADERSHIP AND MANAGEMENT



## Parent Feedback to School Identified Priority Areas – CURRICULUM



## Parent Feedback to School Identified Priority Areas – SCHOOL ENVIRONMENT





## ADDITIONAL COMMENTS


### What is it you like best about the school?

- I love the whole community feel the school has. I love the fact that there are students from all walks of life (socio-economic, cultural backgrounds) all mixed up together. The school feels to me like one big family, we are very happy here, thanks.
- Welcoming and friendly, and accepting of each other differences.
- The school has gone out of their way to accommodate my Daughter with special needs and make her feel welcome!
- Friendliness of teachers, staff & parents. High level of volunteers. The way in which the school values the community.
- The quality of the teaching, the overall inclusiveness and friendliness of the environment.
- Small class sizes, sense of community.
- Friendly and approachable staff, strong leadership, some sense of vision
- Dynamic leadership of recent years.

### How would you like to see the school improve or develop?

- Higher academic goals in literacy and numeracy.
- Homework - more in some instances- clearer understanding of homework requirements each week.
- More engaging/interactive library/books.
- More times table, hand writing and holding the pencil correctly skills.
- Physical placement of some year group class rooms makes it difficult for children to interact with peers from the same year in playground. They are continuously playing with children in their class and not seeking out the other class's children.
- Better and more effective feedback.
- Information for parents on services available e.g. school psychologist.
- Availability of before and after school care.
- Encouragement of critical thinking and a greater celebration of academic success. Sometimes it feels mediocrity is celebrated more than high achievement in areas other than sport, where it is ok to excel.
- Community service activities for the students.
- There needs to be a greater focus on retaining students in the older years (by ensuring the teaching standards in those years are high).



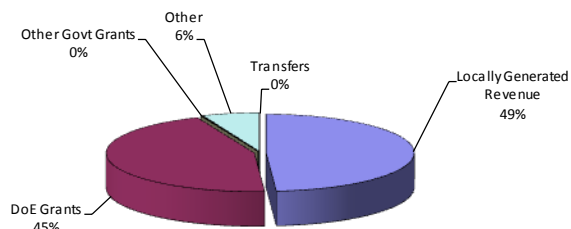


## Mosman Park Primary School

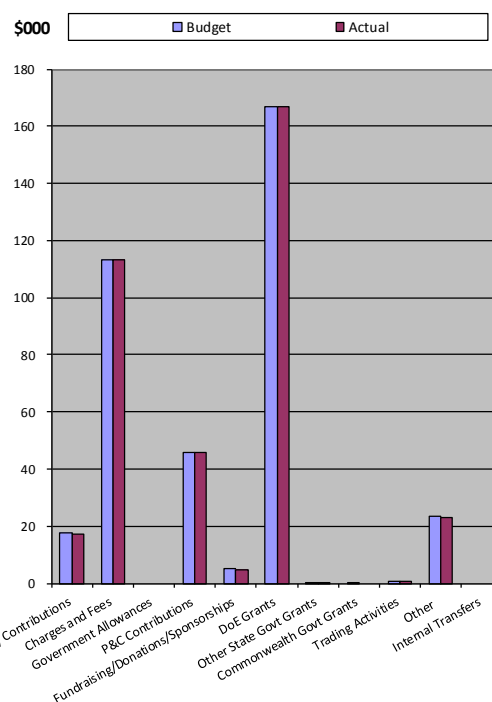
### Financial Summary as at 31 December 2014

	Revenue - Cash	Budget	Actual
1	Voluntary Contributions	\$ 17,561.00	\$ 17,268.00
2	Charges and Fees	\$ 113,414.00	\$ 113,413.33
3	Government Allowances	\$ -	\$ -
4	P&C Contributions	\$ 45,799.00	\$ 45,799.40
5	Fundraising/Donations/Sponsorships	\$ 5,025.00	\$ 4,699.36
6	DoE Grants	\$ 166,761.96	\$ 166,762.31
7	Other State Govt Grants	\$ 431.00	\$ 430.91
8	Commonwealth Govt Grants	\$ 431.00	\$ -
9	Trading Activities	\$ 788.00	\$ 788.32
10	Other	\$ 23,586.00	\$ 23,011.77
11	Internal Transfers	\$ -	\$ -
	<b>Total</b>	<b>\$ 373,796.96</b>	<b>\$ 372,173.40</b>
	<b>Opening Balance</b>	<b>\$ 34,088.00</b>	<b>\$ 34,087.59</b>
	<b>Total Funds Available</b>	<b>\$ 407,884.96</b>	<b>\$ 406,260.99</b>

**Current Year Actual Revenue Sources**



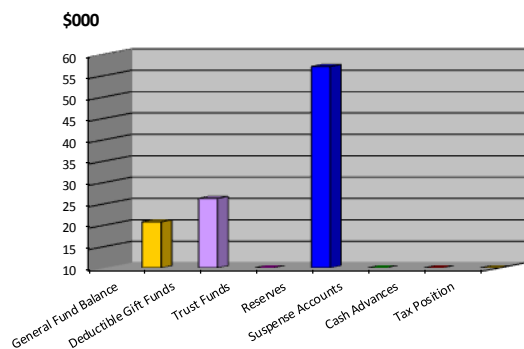
**Revenue - Budget vs Actual**



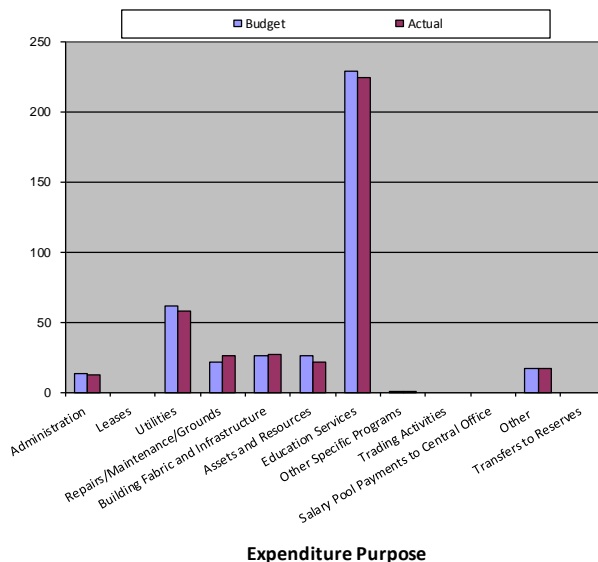
**Revenue Source**

	Expenditure	Budget	Actual
1	Administration	\$ 13,130.00	\$ 12,021.52
2	Leases	\$ -	\$ -
3	Utilities	\$ 60,928.34	\$ 57,590.08
4	Repairs/Maintenance/Grounds	\$ 21,278.00	\$ 25,752.81
5	Building Fabric and Infrastructure	\$ 26,000.00	\$ 26,454.10
6	Assets and Resources	\$ 25,983.00	\$ 21,361.66
7	Education Services	\$ 229,016.00	\$ 224,427.31
8	Other Specific Programs	\$ 690.00	\$ 689.87
9	Trading Activities	\$ -	\$ -
10	Salary Pool Payments to Central Office	\$ -	\$ -
11	Other	\$ 16,833.00	\$ 17,180.58
12	Transfers to Reserves	\$ -	\$ -
	<b>Total</b>	<b>\$ 393,858.34</b>	<b>\$ 385,477.93</b>

**Cash Position**



**Expenditure - Budget vs Actual**



**Expenditure Purpose**

**Cash Position as at:**

<b>Bank Balance</b>	<b>\$ 101,349.71</b>
Made up of:	
1 General Fund Balance	\$ 20,783.06
2 Deductible Gift Funds	\$ 26,262.96
3 Trust Funds	\$ -
4 Reserves	\$ 57,098.19
5 Suspense Accounts	\$ 1,294.50
6 Cash Advances	\$ 200.00
7 Tax Position	\$ 3,889.00
<b>Total Bank Balance</b>	<b>\$ 101,349.71</b>





# Mosman Park School for Deaf Children

Annual Report 2014

## School Profile

Mosman Park School for Deaf Children offers a bilingual, bicultural learning environment which provides a solid foundation for effective learning. Deaf and Hard of Hearing students are immersed in an Auslan rich environment which celebrates the diversity of two languages and two cultures. With an intense focus on language development, students use Auslan as their primary language to build their English and mathematics skills.

Deaf role models provide students with valuable access to, and understanding of Deaf culture.

Mosman Park School for Deaf Children works side by side with Mosman Park Primary School to create true inclusivity between the Deaf and hearing cultures. Auslan is taught to the hearing students of Mosman Park Primary, and with this common language, the children are able work and play side by side in the playground and during the afternoon mainstream lessons.



## Auslan Sign Language

Our greatest focus is on language development. Students are immersed in Auslan sign language through all aspects of the curriculum and social interaction. Students receive appropriate linguistic support from interpreters, Deaf role models, and Teachers of the Deaf.

Auslan is also taught in the co-located Mosman Park Primary School as LOTE for the senior classes and Auslan story time for the junior classes.

The senior Deaf students are engaged in Auslan classes twice a week to strengthen and develop their skills.

---

*“Celebrating learning  
through Auslan.”*

---



## Speech and Language

Mosman Park School for Deaf Children acknowledges that communication competency is an essential outcome for all of our students. Individual speech and language sessions are provided for our students on a regular basis.

Auditory access is imperative for our students. Teachers of the Deaf, in partnership with parents, encourage students to wear and use their hearing aids, cochlear implants and FM systems on a daily basis.

Audiological equipment is checked regularly by the Teacher of the Deaf and children are assisted to become independent in managing their own devices.

---

***"Bilingual/Bicultural  
Education"***

---



## Student Profile

Mosman Park School for Deaf Children currently has two classes operating with students from year one to year six. Students undergo intensive language and mathematics instruction during the morning in small groups. Every child enters the mainstream class for afternoon sessions, while two students were fully mainstreamed in 2014. Several students within the school have other special needs which require school support.

## Student Attendance

Students come from a range of areas across the metropolitan area, utilizing the school bus services. During 2014, the school continued to work closely with families to assist students whose attendance rates are below 90%. New incentive plans have been initiated for implementation in 2015.

### Primary Attendance Rates

	Attendance Rate	
	School	WA Public Schools
2012	83.5%	92.3%
2013	83.5%	92.6%
2014	82.9%	92.1%

## Staff Profile

In December 2014, the long serving principal, Annabella McKern, retired. We wish to acknowledge her many years of service and wish her all the best on her future adventures. Annabella was instrumental in leading the introduction of an internationally recognised Bilingual/Bicultural program for the Deaf students of Western Australia. She also managed the transition of Mosman Park School for Deaf Children from the segregated setting to a more inclusive one co-located with Mosman Park Primary School. Annabella has made a wonderful contribution to Deaf education in Western Australia and her passion, skills and expertise in the field will be greatly missed.

All instructional staff at Mosman Park School for Deaf Children are proficient signers, using Auslan to support student development. The school employs Teachers of the Deaf, Auslan Role Models, Auslan Interpreters, Auslan Educational assistants and special needs EAs to meet the specific needs of each deaf child or deaf plus child.

Mosman Park School For Deaf Children (6017)

### Staff Information

*“Striving for excellence”*

	No	FTE	AB'L
<b>Administration Staff</b>			
Principals	1	1.0	0
Total Administration Staff	1	1.0	0
<b>Teaching Staff</b>			
Other Teaching Staff	4	3.2	0
Total Teaching Staff	4	3.2	0
<b>School Support Staff</b>			
Clerical / Administrative	1	1.0	0
Other Non-Teaching Staff	17	12.0	0
Total School Support Staff	18	13.0	0
<b>Total</b>	<b>23</b>	<b>17.2</b>	<b>0</b>

## Student Performance

Parents received formal reports at the end of semesters one and two. Students in years 3, 5 and 7 participated in NAPLAN testing and families received detailed reports explaining their results.

2014 NAPLAN results revealed that two MPSDC year levels were at or above the state average while four were lower and one year level was much lower. Dedicated literacy blocks have been established to target student language development in 2015.

## The Learning Environment

Mosman Park School for Deaf Children continued to provide children with a bilingual/bicultural environment in which to develop their language skills and celebrate Deaf culture. Students work in purpose built classrooms each morning, in small groups which allow staff to target specific individual needs. In the afternoons, students were integrated into the mainstream classes for inclusive curricular instruction.







## Inclusive Education

Special events are always celebrated with the co-located school, Mosman Park Primary. Qualified interpreters give Deaf students and staff access to the events. This exposure to the Deaf language and culture also increases the understanding and empathy of the hearing students of Mosman Park Primary School.

Some of the special events of 2014 included

- Auslan Day
- Whole school assemblies
- Artist in residence program
- Year 7 graduation
- A visit from a Singapore Deaf School
- Swimming and athletics carnivals.
- Excursions to Sculptures by the Sea
- A Magic Show incursion
- Dancing lessons
- Breakfast club

## School Survey

The analysis of the school survey is impacted by the small student population and the confines of responses. 12 families completed the survey out of a possible 13 therefore results are represented as a general analysis of data.

Families agreed that teachers at this school expect their child to do their best rating 4.4/5.

Parents said that they can talk to the teachers about their concerns rating 4.3/5

A similar rating was received where families believe their child is making good progress at this school and that student behaviour is well managed at this school.

67% Agreed that teachers at this school treat students fairly

58% said teachers at this school motivate my child to learn.

My child likes being at school – 42%

50% said the school takes parent's opinions seriously

50% of parents agreed with the relationship the school community, the leadership of the school and the overall standard of education achieved at the school.

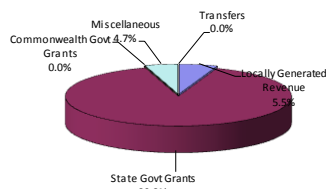
They strongly agreed they would recommend the school to others.

# School Finances

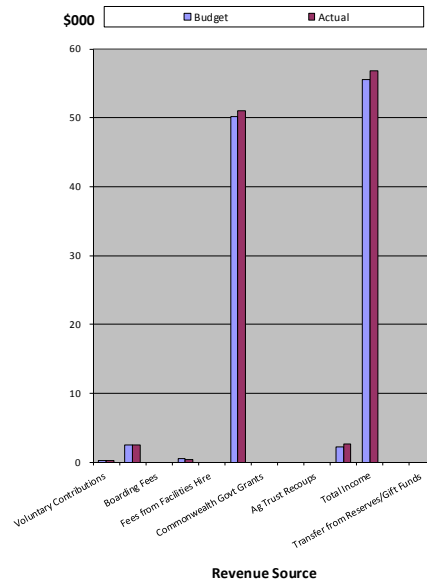
In 2014, the school invested resources into ICT, buying iPads to enhance student learning. Voluntary contributions were very low, which is consistent with previous years. In 2014 a Memorandum of Understanding was established with Mosman Park Primary School.

	Revenue - Cash	Budget	Actual
1	Voluntary Contributions	\$ 189.00	\$ 189.00
2	Charges and Fees	\$ 2,521.00	\$ 2,504.60
3	Boarding Fees	\$ -	\$ -
4	Fundraising/Donations/Sponsorships	\$ 450.00	\$ 423.00
5	Fees from Facilities Hire	\$ -	\$ -
6	State Government Grants	\$ 50,203.50	\$ 50,992.20
7	Commonwealth Govt Grants	\$ -	\$ -
8	Farm Revenue	\$ -	\$ -
9	Ag Trust Recoups	\$ -	\$ -
10	Miscellaneous	\$ 2,205.00	\$ 2,674.94
	<b>Total Income</b>	<b>\$ 55,568.50</b>	<b>\$ 56,783.74</b>
	Transfer from Reserves/Gift Funds	\$ -	\$ -
	Opening Balance	\$ 49,723.00	\$ 49,723.45
	<b>Total Funds Available</b>	<b>\$ 105,291.50</b>	<b>\$ 106,507.19</b>

Current Year Actual Revenue Sources

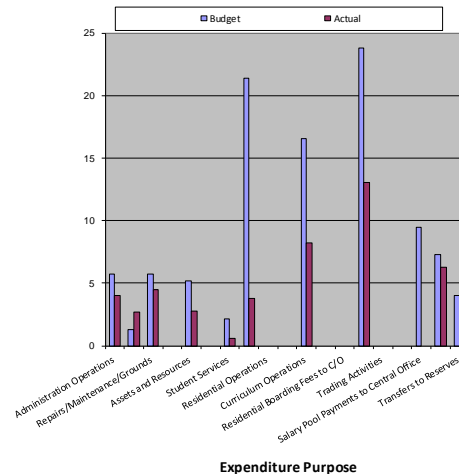


Revenue - Budget vs Actual

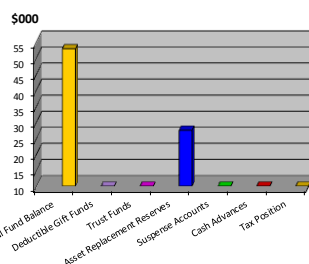


	Expenditure	Budget	Actual
1	Administration Operations	\$ 5,700.00	\$ 3,986.73
2	Utilities	\$ 1,260.00	\$ 2,662.75
3	Repairs/Maintenance/Grounds	\$ 5,700.00	\$ 4,451.18
4	Building Fabric and Infrastructure	\$ -	\$ -
5	Assets and Resources	\$ 5,200.00	\$ 2,732.73
6	Leases	\$ -	\$ -
7	Student Services	\$ 2,140.00	\$ 616.91
8	Professional Development	\$ 21,400.00	\$ 3,796.96
9	Residential Operations	\$ -	\$ -
10	Farm Operations	\$ -	\$ -
11	Curriculum Operations	\$ 16,570.00	\$ 8,226.01
12	40% Farm Revenue to Ag Trust	\$ -	\$ -
13	Residential Boarding Fees to C/O	\$ -	\$ -
14	Other Specific Programs	\$ 23,761.00	\$ 13,029.98
15	Trading Activities	\$ -	\$ -
16	Payments to Central Office	\$ -	\$ -
17	Salary Pool Payments to Central Office	\$ 9,500.00	\$ -
18	Other	\$ 7,260.50	\$ 6,262.42
19	Transfers to Reserves	\$ 4,000.00	\$ 8,000.00
	<b>Total</b>	<b>\$ 102,491.50</b>	<b>\$ 53,765.67</b>
	D7001 - School Unallocated Funds	\$ -	\$ -
	D7002 - Farm Unallocated Funds	\$ -	\$ -
	D7003 - Residential Unallocated Funds	\$ -	\$ -
	<b>Total</b>	<b>\$ 102,491.50</b>	<b>\$ 53,765.67</b>

Expenditure - Budget vs Actual



Cash Position



Cash Position as at:

Bank Balance	\$ 79,261.58
Made up of:	\$ -
1 General Fund Balance	\$ 52,741.52
2 Deductible Gift Funds	\$ -
3 Trust Funds	\$ -
4 Asset Replacement Reserves	\$ 27,394.61
5 Suspense Accounts	\$ 161.45
6 Cash Advances	\$ 200.00
7 Tax Position	\$ 836.00
<b>Total Bank Balance</b>	<b>\$ 79,261.58</b>